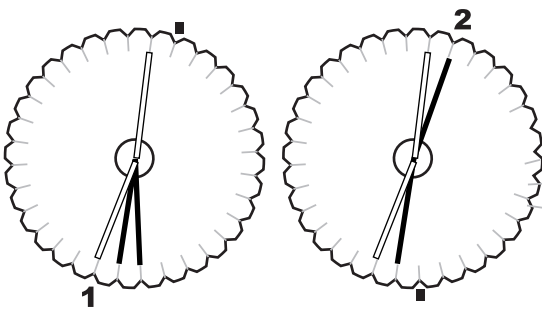

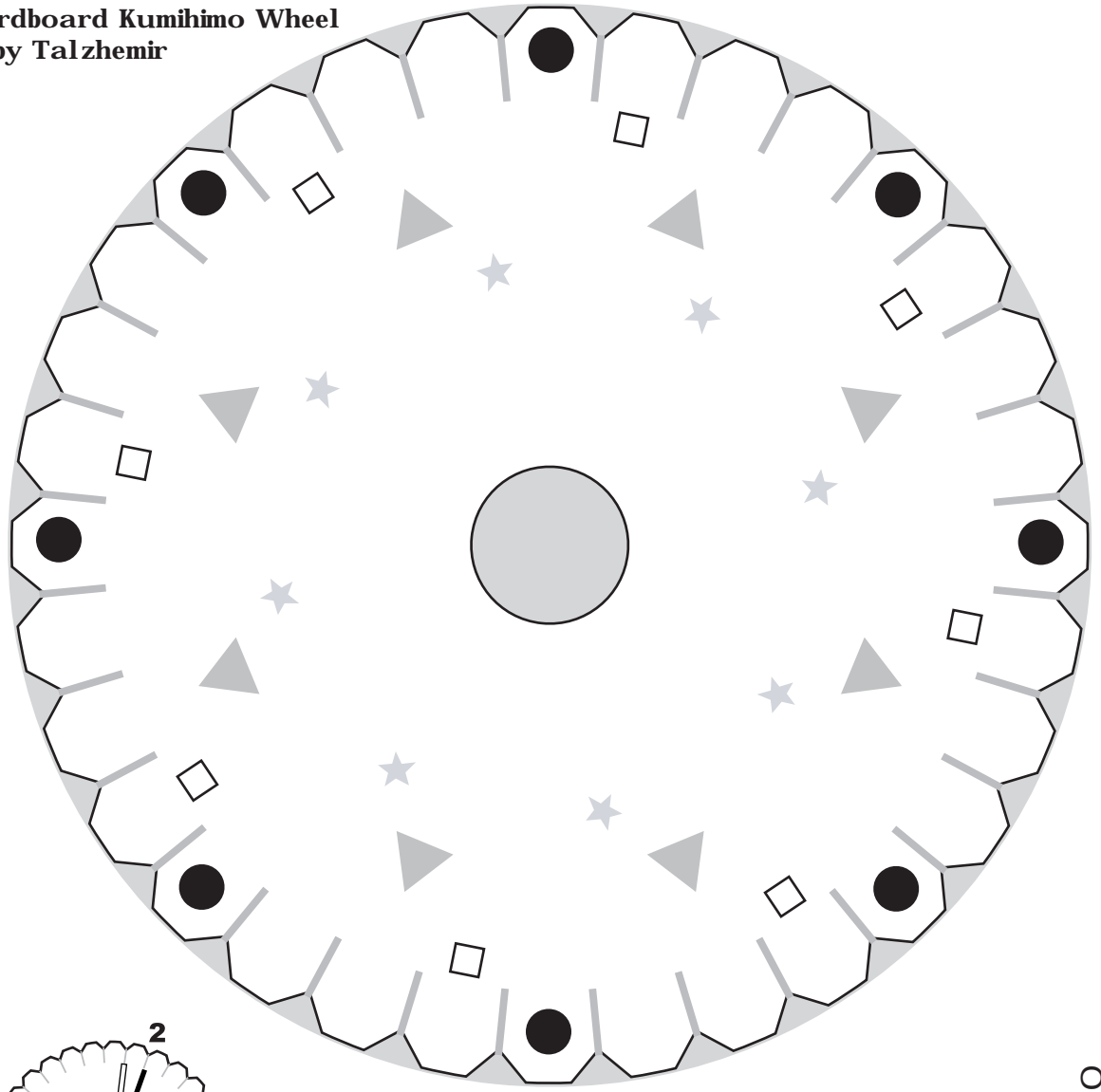


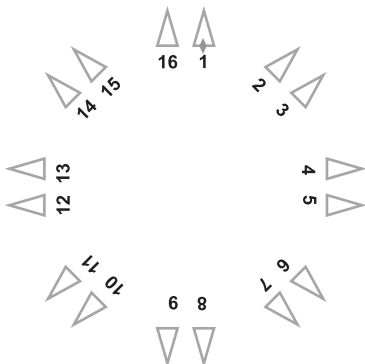
**A pattern for a cardboard Kumihimo Wheel  
(Gami no Marudai) by Talzhemir**



**The Basic "Kongo Gumi" Moves**

Rotate wheel counter-clockwise until next pair of strings is at the top.

**Four Kongo Gumi Color Patterns**



**DIAMONDS:** Color 1 (diamonds): 1,6,7,16  
Color 2: 2,3,4,5,8,9,10,11,12,13,14,15



**"HEARTS":** Color 1: 1,3,5,8,9,10  
Color 2 (hearts): 2,4,6,7,11,12,13,14,15,16



**FLOWERS:** Color 1: 1,7,8,9,10,11,12,14,16  
Color 2 (petals): 2, 3,5,6,13,15 Color 3 (centers): 4



**DIAGONAL STRIPES:** Color 1: 1,8,9,16 Color 2: 2,3,10,11  
Color 3: 4,5,12,13 Color 4: 6,7,14,15